


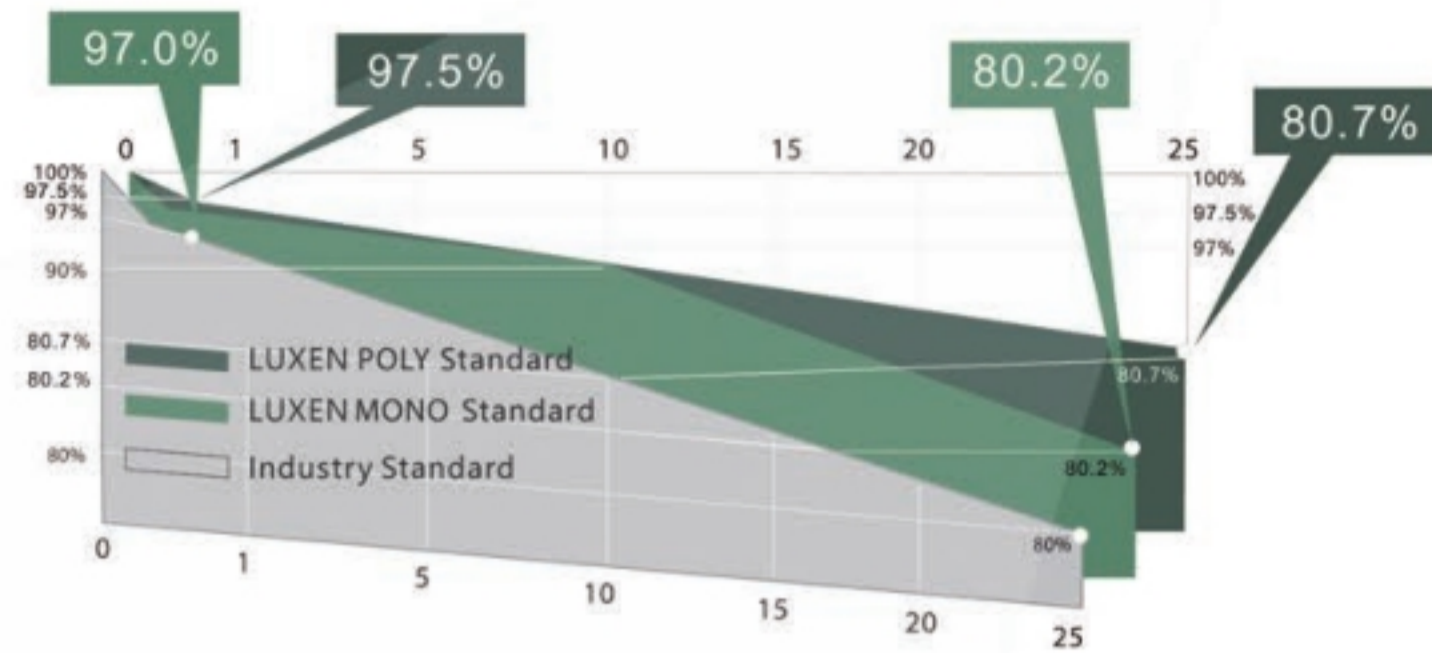
LUXHYPER[®]

LUXHYPER[®] series (Super-efficiency half-cell Modules) Assembled with the advanced half-cell technology offer the advantages of higher power output, reduced series resistance loss, and lower risk of hot spot. In order to meet the Clients' requirements of best quality and efficiency.

72x2 cells Half-cut cell modules



LINEAR PERFORMANCE WARRANTY



ISO9001:2015 management systems



IEC61215 & IEC61730 standard quality



Smaller electric current, less CTM loss
Lower risk of hot spot



Wind load up to 3800Pa
Snow load up to 5400Pa



0-5W positive power sorting



Stable performance under weak light conditions



25-year power warranty
10-year product warranty



MONO

	LNSU-390M		LNSU-395M		LNSU-400M		LNSU-405M		LNSU-410M	
	STC	NOCT	STC	NOCT	STC	NOCT	STC	NOCT	STC	NOCT
Maximum Power (Pmax)	390W	289W	395W	293W	400W	297W	405W	301W	410W	305W
Open Circuit Voltage (Voc)	49.61V	45.72V	49.95V	45.99V	50.29V	46.26V	50.63V	46.53V	50.97V	46.79V
Short Circuit Current (Isc)	10.14A	8.17A	10.19A	8.23A	10.24A	8.29A	10.29A	8.35A	10.34A	8.41A
Voltage at Maximum Power (Vmpp)	40.63V	37.48V	40.93V	37.71V	41.24V	37.93V	41.54V	38.15V	41.84V	38.36V
Current at Maximum Power (Impp)	9.60A	7.71A	9.65A	7.77A	9.70A	7.83A	9.75A	7.89A	9.80A	7.95A
Module Efficiency(%)	19.32%		19.56%		19.81%		20.06%		20.31%	

POLY

	LNSU-365P		LNSU-370P		LNSU-375P		LNSU-380P		LNSU-385P	
	STC	NOCT	STC	NOCT	STC	NOCT	STC	NOCT	STC	NOCT
Maximum Power (Pmax)	365W	273W	370W	277W	375W	281W	380W	285W	385W	289W
Open Circuit Voltage (Voc)	48.35V	45.24V	48.59V	45.47V	48.83V	45.69V	49.06V	45.92V	49.29V	46.13V
Short Circuit Current (Isc)	9.82A	7.87A	9.90A	7.94A	9.97A	8.01A	10.05A	8.08A	10.12A	8.15A
Voltage at Maximum Power (Vmpp)	38.87V	36.55V	39.03V	36.69V	39.18V	36.83V	39.34V	36.96V	39.49V	37.10V
Current at Maximum Power (Impp)	9.39A	7.47A	9.48A	7.55A	9.57A	7.63A	9.66A	7.71A	9.75A	7.79A
Module Efficiency(%)	18.08%		18.33%		18.57%		18.82%		19.07%	

Packing Configuration

Container	20'GP	40'GP
Pieces per pallet	26	26
Pallets per container	10	22
Pieces per container	260	572

Mechanical Characteristics

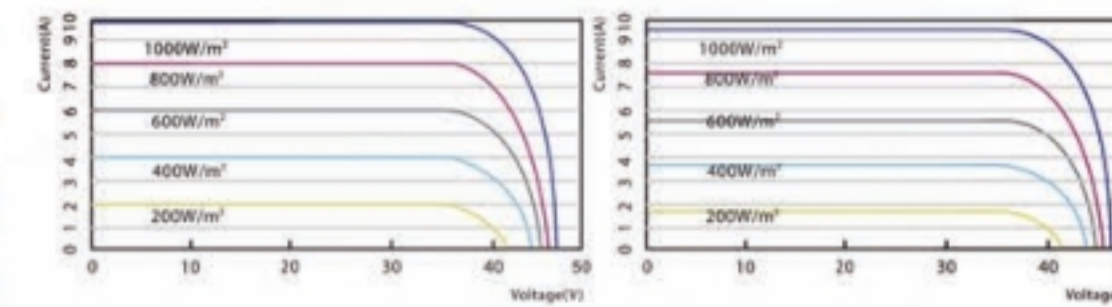
Solar Cell	Mono/Poly
No. of Cells	144 (6x24)
Dimensions	2015x1002x40mm
Weight	24.5kgs
Front	Glass 3.2mm tempered glass
Frame	Anodized aluminium alloy
Junction Box	IP68 rated(3 by pass diodes)
Output Cables	4.0mm ² , symmetrical length 300mm
Connectors	MC4 compatible
Mechanical load test	5400Pa

72x2 cells



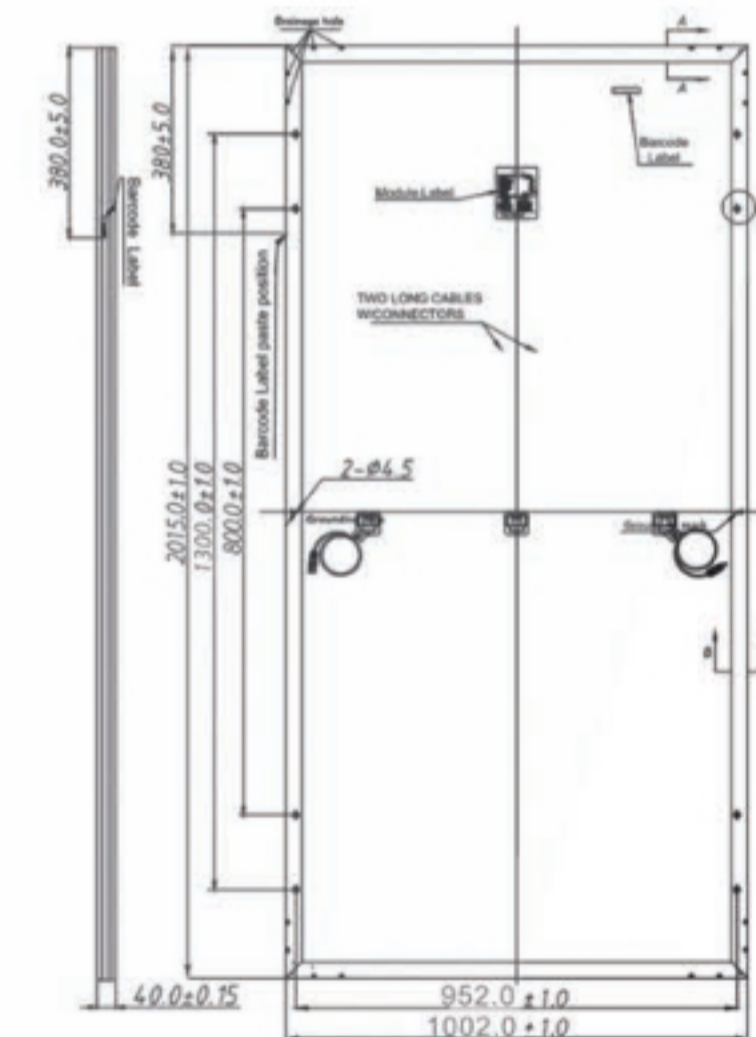
LNSU-405M/I-V

LNSU-375P/I-V



STC: Irradiance 1000W/m², cell temperature 25°C, AM1.5G
NOCT: Irradiance 800W/m², ambient temperature 20°C, wind speed 1m/s, AM1.5G

Operating Module Temperature	-40°C to +85°C
Maximum System Voltage	1500V DC(IEC) 1000V DC(UL)
Maximum Series Fuse Rating	30A
Power Tolerance	0/+5W
Temperature Characteristics	
Nominal Operating Cell Temperature (Noct)	45±2°C
Temperature Coefficient of Pmax	-0.36%/°C
Temperature Coefficient of Voc	-0.29%/°C
Temperature Coefficient of Isc	+0.05%/°C



Note: Due to continuous technical innovation, R&D and improvement, technical data above mentioned may be of modification accordingly. SUNLIKESOLAR have the sole right to make such modification at anytime without further notice.